



















Name	
ESTIMATION	Estimate
	1 $\sqrt[3]{5.45^2 + 9.9 \times 12.6} =$
	2 $\frac{25^2 \times 4.5}{19.8 - 4.5} =$
	3 $\frac{115 - 8.4^2}{0.539} =$
4 $\frac{\sqrt{352} + 4.51^2}{0.98 - 0.67} =$	
   <b>EXIT TICKET</b>	

Name	
ESTIMATION	Estimate
	1 $\sqrt[3]{5.45^2 + 9.9 \times 12.6} =$
	2 $\frac{25^2 \times 4.5}{19.8 - 4.5} =$
	3 $\frac{115 - 8.4^2}{0.539} =$
4 $\frac{\sqrt{352} + 4.51^2}{0.98 - 0.67} =$	
   <b>EXIT TICKET</b>	

Name	
ESTIMATION	Estimate
	1 $\sqrt[3]{5.45^2 + 9.9 \times 12.6} =$
	2 $\frac{25^2 \times 4.5}{19.8 - 4.5} =$
	3 $\frac{115 - 8.4^2}{0.539} =$
4 $\frac{\sqrt{352} + 4.51^2}{0.98 - 0.67} =$	
   <b>EXIT TICKET</b>	

Name	
ESTIMATION	Estimate
	1 $\sqrt[3]{5.45^2 + 9.9 \times 12.6} =$
	2 $\frac{25^2 \times 4.5}{19.8 - 4.5} =$
	3 $\frac{115 - 8.4^2}{0.539} =$
4 $\frac{\sqrt{352} + 4.51^2}{0.98 - 0.67} =$	
   <b>EXIT TICKET</b>	

Name	
ESTIMATION	Estimate
	1 $\sqrt[3]{5.45^2 + 9.9 \times 12.6} =$
	2 $\frac{25^2 \times 4.5}{19.8 - 4.5} =$
	3 $\frac{115 - 8.4^2}{0.539} =$
4 $\frac{\sqrt{352} + 4.51^2}{0.98 - 0.67} =$	
   <b>EXIT TICKET</b>	

Name	
ESTIMATION	Estimate
	1 $\sqrt[3]{5.45^2 + 9.9 \times 12.6} =$
	2 $\frac{25^2 \times 4.5}{19.8 - 4.5} =$
	3 $\frac{115 - 8.4^2}{0.539} =$
4 $\frac{\sqrt{352} + 4.51^2}{0.98 - 0.67} =$	
   <b>EXIT TICKET</b>	

